



**American Sign Language**

# **Places**

**Presenter: Mary McGovern**

I GO



# APARTMENT



**Just fingerspell "A-P-T."**

# BATHROOM



**The sign for "bathroom" is made by forming the right hand into the letter "t." The palm side is facing away from you. Shake your hand side to side a couple times. Some people use a twisting movement instead of the side to side shake. Either is fine.**



# BEDROOM



**The sign for "BEDROOM" is a combination of the signs for bed and room. There are several ways to sign bed. (Two handed, one handed, palm to cheek, back of hand to cheek.)**

# BOOKSTORE



**Hold your hands together as if representing a book. Open your hands (as if showing a book opening). Bend your hands at the large knuckles, fingers straight, the pad of your thumb touching near the pad of your middle finger (as if holding a shirt in front of you). Pivot your hands forward (your arms do not move, the movement is in your wrist). Do it all in one smooth motion.**


# CHURCH



**When signing church, it is common to use a double movement. Tap the thumb of your "C" hand on the back of your fist. Repeat. Note: the movement is up and down, not circular.**



# DOCTOR



**Tap the fingertips of the dominant "bent hand" twice on the upturned wrist of the base hand.**



# GAS-STATION




# HOME




**The sign for "home" is made by bringing your fingers and thumb together and touching your cheek at the side of your mouth. Then move your hand an inch or two toward your ear and touch your cheek again.**

# HOSPITAL



**Use an "H" hand to draw a "cross" on your shoulder.**

# Hotel



**Show a flag. Use a dominant hand "H."  
The base hand shows the pole with an  
index finger.**



# KITCHEN



**You can sign "kitchen" by using a "K" hand shape and making a small side to side movement.**

# LIBRARY



**Circle an "L" in the air. The circle moves clockwise from *your* perspective and counter clockwise from the other person's perspective.**

# MOVIE



# RESTAURANT



**To sign "restaurant" touch an "R" hand shape to the corner of your chin, then touch it to the other corner of your chin.**



# ROOM



**The sign for "room" is the same as the sign for "box." Use flat hands to show the sides and then bent hands to show the front and back of the room or box.**

# School



**The sign for "school" uses loose flat hands. You lower your dominant hand onto your base hand twice as if clapping**

# **THEATER / PLAY / DRAMA / ACT / SKIT**



**Right and left "A" hands move in a circle. Imagine pedaling a bicycle backwards with your hands.**

**When the right hand is up, the left hand is down. When the right hand is back the left hand is forward.**

# VOTE



**The sign for "vote" looks like you are sticking a small piece of paper into a slot. Think of casting a ballot into a box.**

**Form your right hand into an "F" hand shape. Form your left hand into an "O" hand shape. Stick the tip of the thumb and the index finger into the "O." Use a quick downward movement.**



# WORK



**The sign for "work" is made by shaping both hands into "fist shapes" (the letter "s.") With your palms facing downward, use your dominant fist to tap the wrist or the side of your non-dominant fist a few times.**